



## Science Investigation for Yr4 Week 7



### Go on a minibeast safari!

This week, we'd like to challenge you to find lots of small creatures in your gardens and on your walks.

There's a sheet for you to record what you find, and where. (You can design your own sheet if you want.)

If your family are feeling creative and ambitious, there are some traps and tools you can make to help you find more creatures. The instructions for these are in the remote learning folder.

You'll also find some basic identification sheets but here are some links to online identification sites. These are useful for parents to use on their phones if you find something on a walk which you need to identify:

<https://bigbughunt.com/bug-guides/uk-and-europe/bug-index.aspx>

<https://www.buglife.org.uk/bugs/identify-a-bug/>

<https://www.amentsoc.org/insects/what-bug-is-this/adult-key.html#a18> (Scroll down until you get the key questions)



















### Bug hunting kit

You don't need any special equipment to go on a bug hunt, but the items below might help if your children want to get a closer look at the creepy crawlies they find.

- Bug boxes or clear containers are useful for holding your minibeasts while you study them.
- Use a spoon or small paintbrush to gently scoop up your finds.
- A magnifying glass is great for examining really tiny details.

# Minibeast Recording Sheet

Complete the table as you find each minibeast. Put a tick in the box where each minibeast was found.

	 On bark	 On plants	 In the sky	 In the soil	 Under Rocks
dragon fly 					
snail 					
bee 					
crane fly 					
ant 					
butterfly 					
beetle 					
woodlouse 					
fly 					
worm 					
millipede 					
ladybird 