

Electrical Circuits Symbols

Draw a line to match the component to its symbol.

cell

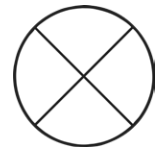
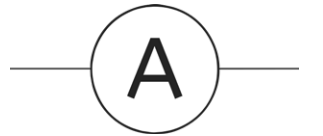
battery

lamp

switch





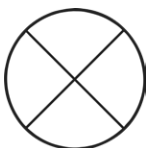
voltmeter

ammeter



Electrical Circuits Symbols **Answers**

Draw a line to match the component to its symbol.

Cell	
Battery	
Lamp	
Switch	
Voltmeter	
Ammeter	